

THE RAILWAY CLUB (ESTD. 1957)

S.P MARG

I wish to become the member of the Railway Club, S.P.Marg, New Delhi. Following are my personal details. .

Full Name : _____

Designation/occupation/Deptt. : _____

Service/Cadre/Batch : _____

Date of Birth : _____

Marital status (Please Tick) : Married_ Unmarried

Name of Dependents & their DOB:
as per railway pass rule.

Type of membership*(Please Tick): Regular Life Associate

Residential Address : _____

Office Address : _____

Telephone Nos. : Res.

Mobile 1 (Personal)

Mobile 2

E-Mail : _____

Payment Details : Cheque/Draft/NEFT .No: _____ Dated _____

Bank Name _____ for Rs _____

Declaration,

I solemnly declare that all the details given above are accurate and the dependents are as per railway pass rules. I hereby agree to abide by the bye laws and rules of the club.

Place:

Date :

(Signature)

To be sponsored by a member (Rly officer) of club

For official use





Sponsored by _____
(Signature)

i) Approved by _____

ii) Allotted Membership No. _____

Name : _____

Membership No. : _____



*** Membership Categories & Subscription Rate**

Type of Member	Eligibility	Admission fee	Subscription
Life Member	New Life Membership (age below 45)	Rs. 10000*	45000* (one time)
	New Life Membership (age 45 &above)	Rs. 10000 *	35000*(one time)
	Retd. Rly. Officer (more than 60 yrs.)	Rs. 10000 *	25000*(one time)
	Retd. Rly. Officer (more than 70 yrs.)	Rs. 5000 *	10000*(one time)
	Retd. Rly. Officer (more than 80 yrs.)	Nil	NIL
Regular Member	Serving &	Rs. 10000 *	Rs. 4500*(Yearly)
	Retd. Rly. Officer	Rs. 10000 *	Rs. 3000*(Yearly)
Associate Member	Children of Rly. Officers	Rs. 50000- *	Rs. 7700*(Yearly)

* Membership Fees & other Fees are excluding GST @ 18%.

**Regular members opting to become life members will not be required to pay admission fees.

*****(Admission Fee + Yearly subscription to be paid in advance for new member)**

Cheque should be in favour of “ The Railway Club”S.P.Marg, New Delhi-21

Rules & Regulations

1. **Regular/Life Club Membership is restricted to Rly. Officer of Serving & Retd. JA Grade & above only.**
2. **Membership of Spouse/Children/dependents shall be as per pass rule only.**
3. **Document in support of Rly. Officer is to be submitted alongwith the form.**
4. **Admission fee+ Yearly subscription to be paid in advance except for Life Membership.**
5. **Please affix one individual stamp size photograph of self, spouse & children for issuing identity cards**